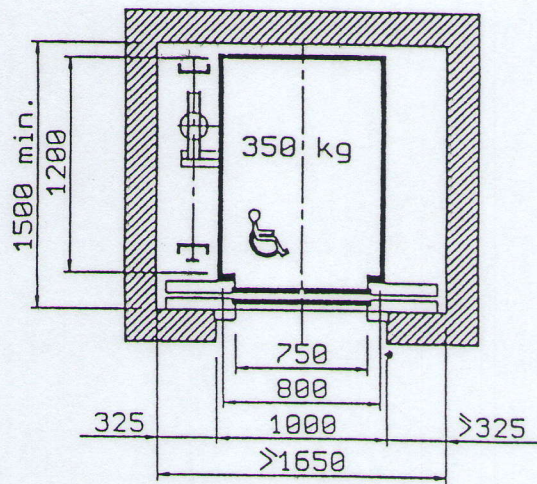
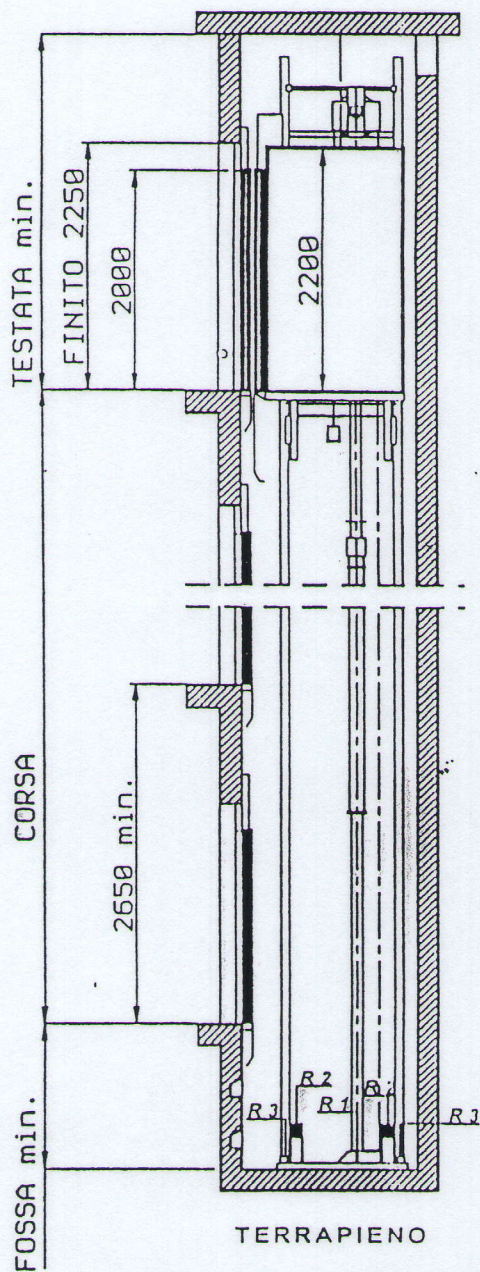
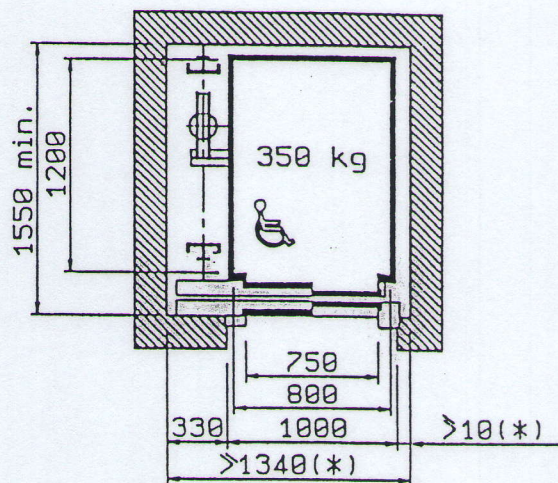


SEZIONE

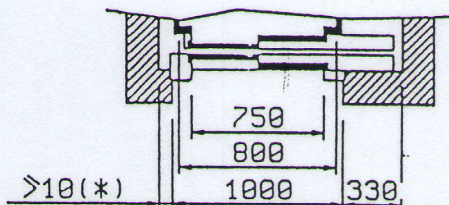
PIANTA VANO CORSA



2A0



2A0



2AS

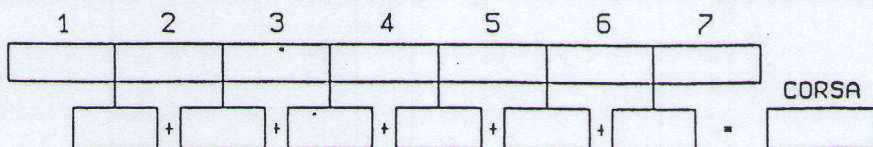
BOSSI ASCENSORI
B.A.
Fabio Bossi

(*) DIMENSIONE INCREMENTABILE CON LARGHEZZA VANO MAGGIORATA

TIPO X-OIL	PORTATA	PERSONE	VEL. (m/s)	CORSA max (m)	FERMATE	TESTATA min. (mm)	FOSSA min. (mm)	CARICHI DINAMICI (daN)		
								R1	R2	R3
MAH44 <input type="checkbox"/>	350	4	0,40	19,20	7	3400	1300	3300	1400	1300
MAH46 <input checked="" type="checkbox"/>	350	4	0,63	19,20	7	3400	1300	3300	1400	1300

DENOMINAZIONE PIANI

DISTANZA [mm]



29/01/81 F.N.

...difficace nel tempo le caratteristiche senza breviate